

# How to report a missing person?

An introduction  
to ICMP's

**ONLINE  
INQUIRY  
CENTER**



International Commission on Missing Persons

# ICMP protects your data!

- Your personal data is treated as confidential and used only for purposes that you have approved.
- ICMP will not make your personal data available to third parties without your consent.
- Any electronic transfer of personal data is protected using strong encryption standards.
- Your personal data is stored on secure servers on protected ICMP premises.
- Your data is legally protected by international law against all searches and seizures.

## Disclaimer

ICMP's mandate is to ensure the cooperation of governments and others in locating and identifying missing persons. In this regard, information provided to this application may be shared with investigative agencies, both national and international. ICMP reserves the right not to disclose information provided to this application if in ICMP's judgement doing so would threaten the integrity of evidence or crime sites, or until such threats no longer exist. ICMP's OIC doesn't replace reporting to the state authorities but supports and complements their efforts.

ICMP works with governments, civil society organizations, justice institutions, international organizations and others worldwide to address the issue of people who have gone missing as a result of armed conflict, human rights abuses, disasters, organized crime, irregular migration and other causes.

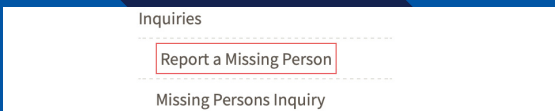
## What is ICMP's Online Inquiry Center (OIC)?

ICMP's Online Inquiry Center (OIC) is an online tool that can be accessed by families of the missing and others to provide, update or obtain information about a missing person. The OIC enables concrete and usable information to be collected and stored so that it can be used when needed in the search for missing persons.

The OIC user can provide a variety of data about a missing person, including physical descriptions, data about closest living relative(s) and details about the circumstances and location of their disappearance.

# How to report a missing person?

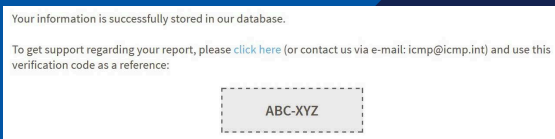
- 1 You will need:
  - your personal information, including your address and telephone number.
  - information that you wish to report about the missing person such as a picture in electronic format, or information about physical characteristics.
- 2 Open the website **oic.icmp.int** or use your smartphone to install **ICMP OIC Mobile** application from **Google Play** or **App Store**. Then click "Report a Missing Person" and fill out the online form with your details and those of the missing person. Online support is available throughout the process.



- 3 Click the "**Send Missing Person Data Form**" button when you are ready to submit the information.



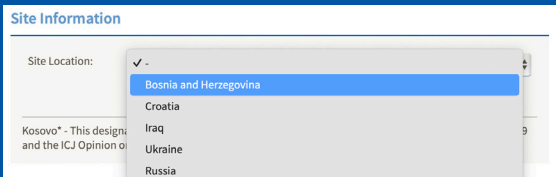
- 4 After submitting your data, you will be provided with a personal verification code to follow the status of your report at any time. Record it and keep it safe. Should you lose the code, please contact ICMP at **oic.support@icmp.int**.



# How to report a missing person's location?


ICMP's Site Locator online application allows for the reporting of mass graves and other sites where the mortal remains of missing persons and disappeared persons may be located such as prisons or detention centers. Information can be provided anonymously, or may include contact details.

- 1 | Open the website [oic.icmp.int](http://oic.icmp.int) or use your smartphone to install **ICMP OIC Mobile** application from **Google Play** or **App Store**.



The screenshot shows a web form titled "Site Information". The "Site Location:" field has a dropdown menu open, displaying a list of countries: Bosnia and Herzegovina (highlighted), Croatia, Iraq, Ukraine, and Russia. Below the dropdown, there is a text input field with the placeholder text "Kosovo\* - This design and the ICJ Opinion of".

- 2 | In the "Site Information" section, choose one of the available country options.



- 3 | Click on the map to indicate the location, and zoom in to pinpoint the location as precisely as possible.
- 4 | Complete the information fields.
- 5 | Click the "**Send Site Location Form**" button when you are ready to submit the information.

Send Site Location Form

# QR codes for direct installation of ICMP OIC Mobile app

The easiest way to report a missing person to ICMP is by using ICMP's **OIC Mobile application**. Simply use your favorite QR code scanner to open and install the ICMP OIC application.



**ICMP Headquarters**  
Koninginnegracht 12  
2514 AA Den Haag  
The Netherlands  
[www.icmp.int](http://www.icmp.int)  
[info@icmp.int](mailto:info@icmp.int)